

D E V E L O P E R

THE
QUARTERLY
LIBRARY
FOR
DEVELOPERS



VOL
14

SOURCE

System Requirements

Microsoft® Windows 95®, Windows NT™ version 3.x, Windows 3.1, minimum 80386DX processor at 20MHz, 8 Mb RAM, VGA monitor, MS-DOS 5.0 or later; Microsoft CD Extensions (MSCDEX) version 2.2 or later; and compatible CD-ROM driver. A CD-ROM drive and mouse or compatible pointing device.

Getting Started


1. To install Developer Source, insert the Developer Source compact disc into the CD-ROM drive.
2. In the File Manager, or Explorer in Windows 95, double-click on SETUP.EXE in the directory window for your CD-ROM drive.
3. Follow the installation instructions on your screen. The installation program will create an icon in Program Manager named Developer Source.

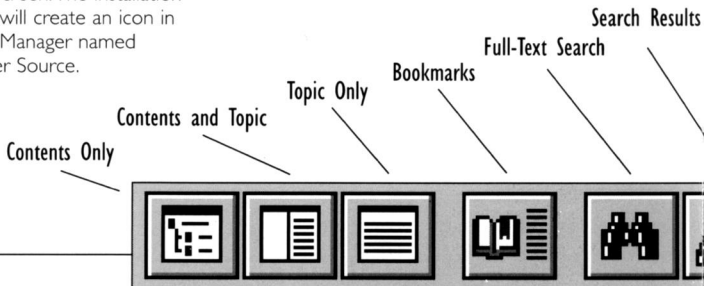
To Access Developer Source™

1. In Program Manager, open the Developer Source group and double-click on the Developer Source icon.
2. In Windows 95, click the Start button and choose Programs to access the Developer Source icon.

Performing a Search




1. Click on the  icon from the toolbar or select Search from the Tools menu.
2. Type a word(s) or phrase in the Search dialog box using Boolean operators AND, OR, NOT, or the proximity operator NEAR to locate articles containing your search criteria.



Using the Table of Contents



1. Click on the  icon in the toolbar.
2. Double-click on a branch in the Table of Contents pane to view sublevels.
3. Double-click on a topic title in the Table of Contents to view that topic.

Searching a Subset of Developer Source

Selecting a subset restricts searching to selected publications in Developer Source.

1. To select a pre-defined subset, choose Define Subsets in the Search dialog box and select a subset from the drop-down list.
2. To define a subset, choose Define Subsets from the Search dialog box, select publications from the list and click on Add. Type a name for the subset and then click on Save.
3. To remove a publication from a subset, select the publication and click on Remove.

For more complete instructions on using Developer Source, use online Help.

Copyright © 1996 I-MODE Publications, Inc.
All Rights Reserved.
I-MODE Publications, Inc.
100 Corporate Drive, Yonkers, NY 10701

Previous from Search Results


Next from Search Results

Next from Search Highlight

History List

Zoom Text

Help



Technical Support:

914-328-2269

or by e-mail:

support@i-mode.com.

For Subscription Information:

800-370-6717 (US only),

outside the US call:

914-328-2269

or fax: **914-328-2895,**

attn: Developer Source.